




LOWRY

DumpIt

Manufacturers of: Drive-Over Receiving Stations, Load-Out / Ingredient Bins, Structural Stands



LOWRY MANUFACTURING CO., INC.

Lowry, Minnesota 56349

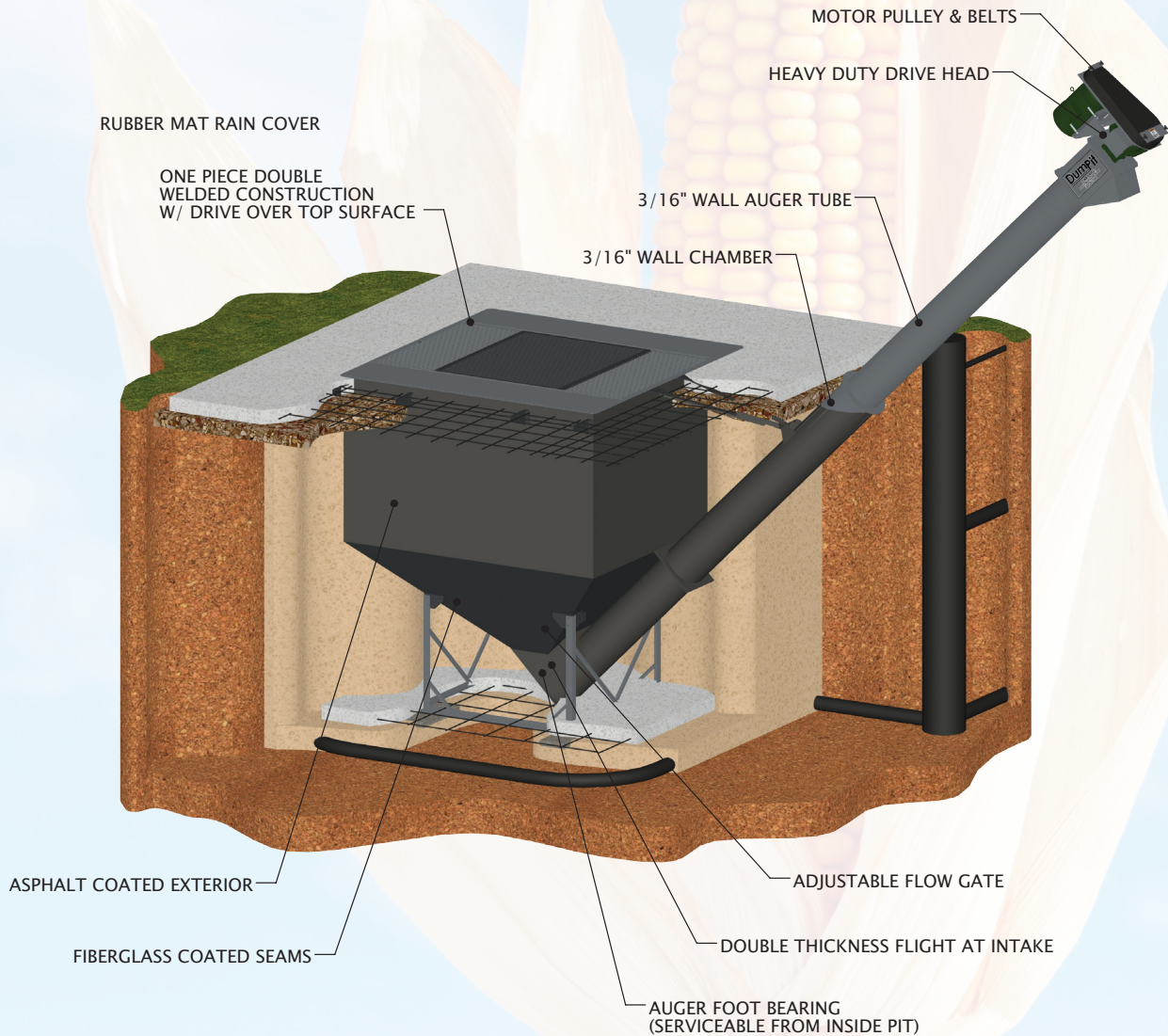
PH: 230-283-5450 800-950-4792

Email: info@lowrymfgco.com

Web: www.lowrymfgco.com

DumPit

STANDARD DUMP PIT EQUIPMENT & FEATURES




The **Lowry DumPit** was designed with the goals of increasing the speed, safety, and ease of harvesting. **DumPits** can be set up to automatically move all the grain from the pit into a holding facility and then end that operation. Because all of the corn or other grain is moved into a holding bin (such as a bin feeding into a dryer), the pits will empty within a matter of minutes and be ready for the next full truckload. That automation means that you can reduce both the labor and equipment required for that aspect of harvest. **DumPits**, for example, allow a farmer to drive a fully loaded, 1,000 bushel semi-trailer over a double-500 bushel pit configuration, and in a matter of a few minutes unload the entire contents of the truck and return to the field. There are several sizes and options for **DumPits** to accommodate your operation.

Load-Out / Ingredient Bins

Lowry Manufacturing Co. also builds bins designed for several uses. The **solid-welded steel bins**, which can hold up to 4,000 bushels, can be customized to hold and unload corn, soybeans, meal, coal, plastic beads and several other types of flowable product. Some bins are designed with two or more compartments, or are placed side-by-side on a single structure, which is ideal for feed and ingredient mixing. The square design of the **bins** allows them to easily be placed side by side, enclosed with building steel, and/or painted to blend with nearby structures. When delivered to the site, bins can be erected in a minimal amount of time. Bins can be custom designed to fit into existing setups where clearance is an issue. Ladders, safety cages, aeration, gates, bean ladders, girts, flashing and rest platforms are also available on bins.

Load-out or **surge bins** erected on steel-beam structures can be designed for your operation to drop either a few bushels, or thousands of bushels of product at a time to address your specific needs. Whether it be unloading large volumes of feed grain or a small volume of pellets for a plastic moulding process, **Lowry Manufacturing Co.** bins can be sized and/or customized just for you.



Structural Stands

Lowry Manufacturing Co. designs and builds **bolt-together structural stands** to support different types of bins.

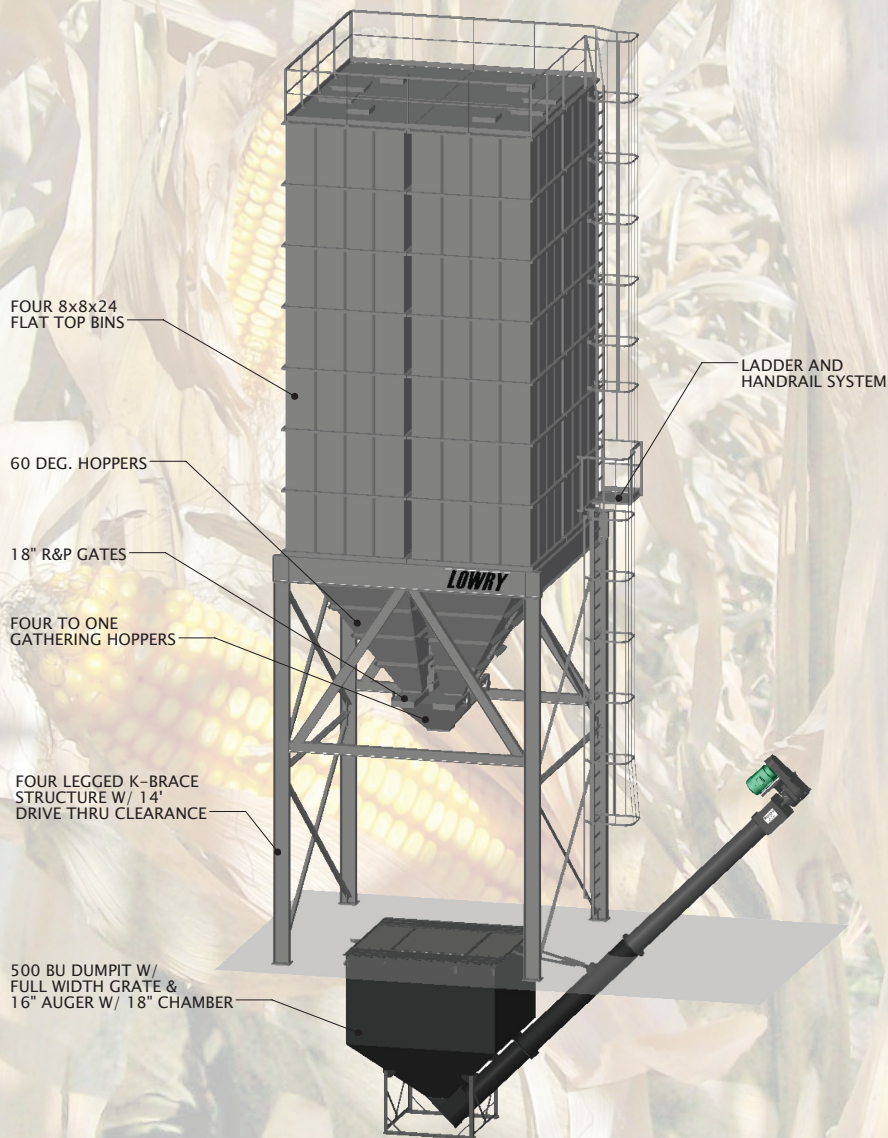
- **Stands** can be built from 12 to 24 feet in diameter.
- **Stand** drive-through height and width can be customized to meet customer's specifications.
- **Load-out** and **surge bins** often utilize structures to hold **bins** over unloading areas.
- The system also has been used in many applications to support **round hopper bins** off the ground for unloading purposes.
- The bolt together structure uses **A-325 galvanized structural bolts**.

Structural Stands can be easily transported to a construction site and due to its module design, can be field assembled using a minimal amount of labor and time. All structures are built to rigid manufacturing standards and conform to exacting structural codes. All of the Lowry Manufacturing welders are highly trained and ASME certified.

Lowry Manufacturing Co.

Today's agriculture professionals work in a fast-paced, competitive environment.

When harvest time arrives, time is money. **Lowry Manufacturing Co.** has been working closely with farm operators for over 30 years, striving to provide solutions for safe and expedient loading and unloading of corn, soybeans and other products. View our products on this web site, or call us about a custom designed grain or product handling system that could address your specific needs.



Go online to find your closest dealer.

www.lowrymfgco.com

Click On: Find a Lowry Dealer